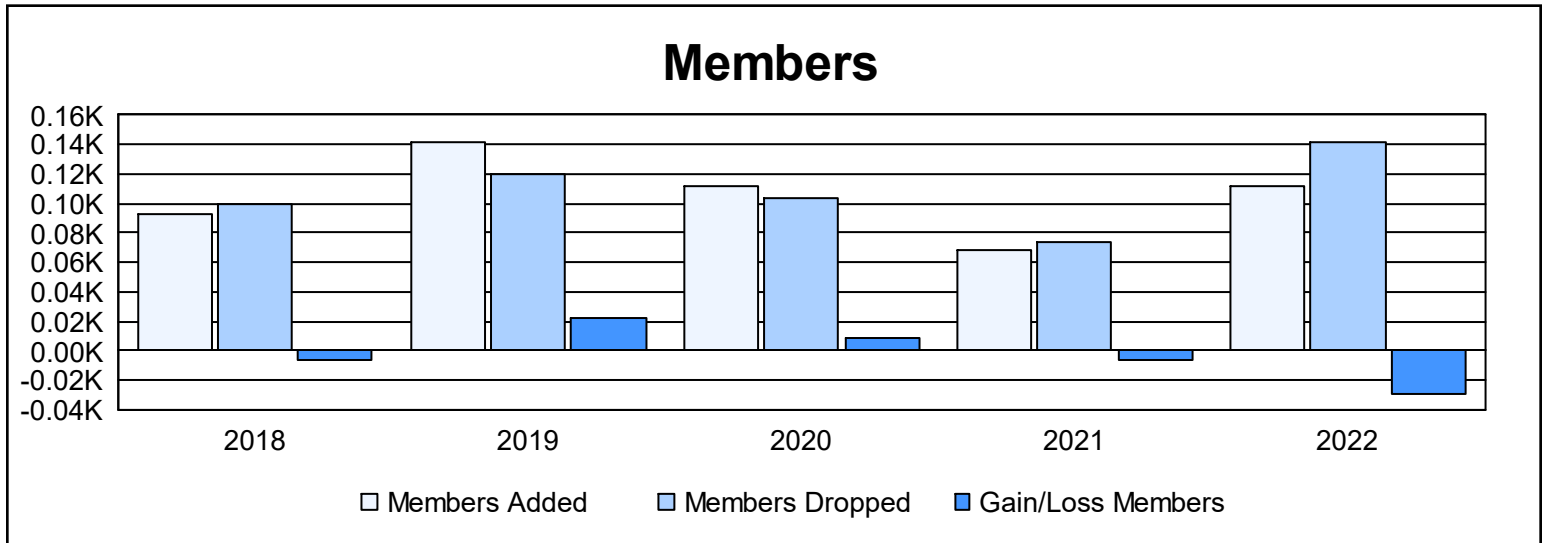
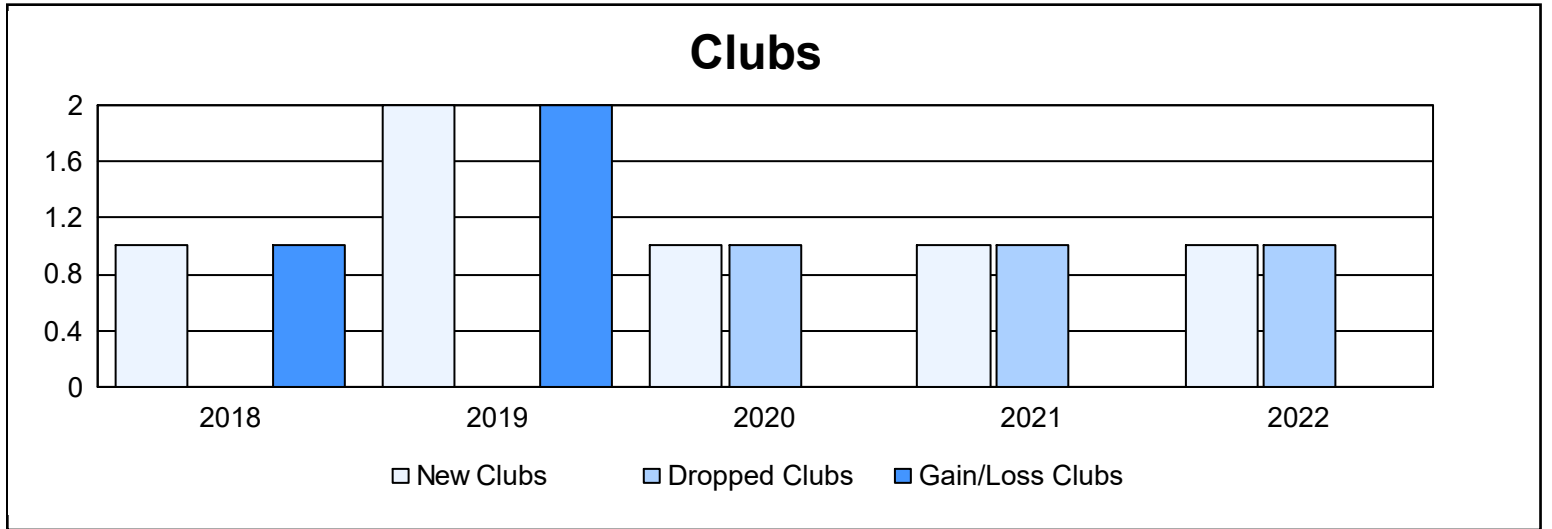
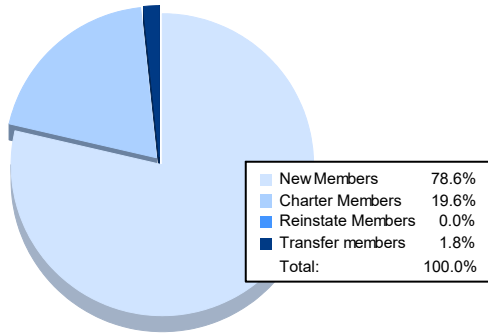


Year	New Clubs	Dropped Clubs	Gain/ Loss Clubs	New Members	Charter Members	Reinstate Members	Transfer Members	Total Member Added	Total Members Dropped	Gain/ Loss Members
2017-2018	1	0	1	69	20	1	3	93	99	-6
2018-2019	2	0	2	73	60	7	2	142	120	22
2019-2020	1	1	0	88	20	0	4	112	103	9
2020-2021	1	1	0	42	22	1	3	68	74	-6
2021-2022	1	1	0	88	22	0	2	112	141	-29
<b>Average</b>	<b>1</b>	<b>1</b>	<b>1</b>	<b>72</b>	<b>29</b>	<b>2</b>	<b>3</b>	<b>105</b>	<b>107</b>	<b>-2</b>



### Membership Composition June 2022 Cumulative



### Gender Composition June 2022 Cumulative

